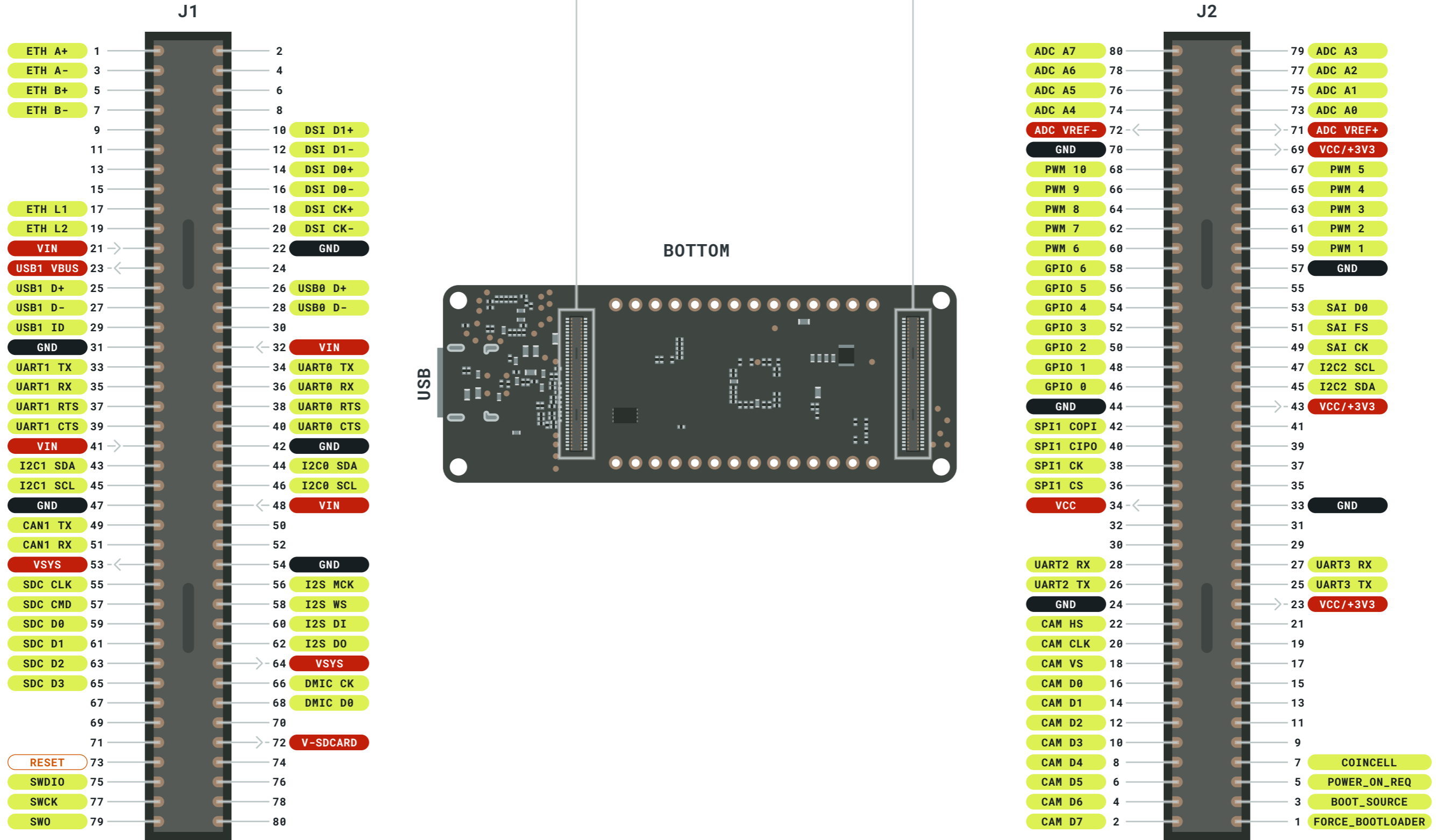


- Ground
- Power
- LED
- Internal Pin
- SWD Pin
- Digital Pin
- Analog Pin
- Other Pin
- Microcontroller's Port
- Default
- High Density Connector
- Analog
- Communication
- Timer
- Extra Features
- Debug

- ⚠ **WARNING** Total output current sunk by sum of all I/Os and control pins is 140 mA
- ⚠ **WARNING** Total output current sourced by sum of all I/Os and control pins is 140 mA
- ⚠ **WARNING** Output current sunk by any I/O and control pin is 20 mA

NOTE: CIPO/COPI have previously been referred to as MISO/MOSI





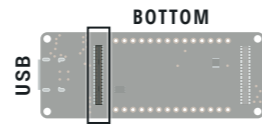
Ground	Digital Pin	Analog
Power	Analog Pin	Communication
LED	Other Pin	Timer
Internal Pin	Microcontroller's Port	Extra Features
SWD Pin	Default	Debug
	High Density Connector	

- WARNING** Total output current sunk by sum of all I/Os and control pins is 140 mA
- WARNING** Total output current sourced by sum of all I/Os and control pins is 140 mA
- WARNING** Output current sunk by any I/O and control pin is 20 mA

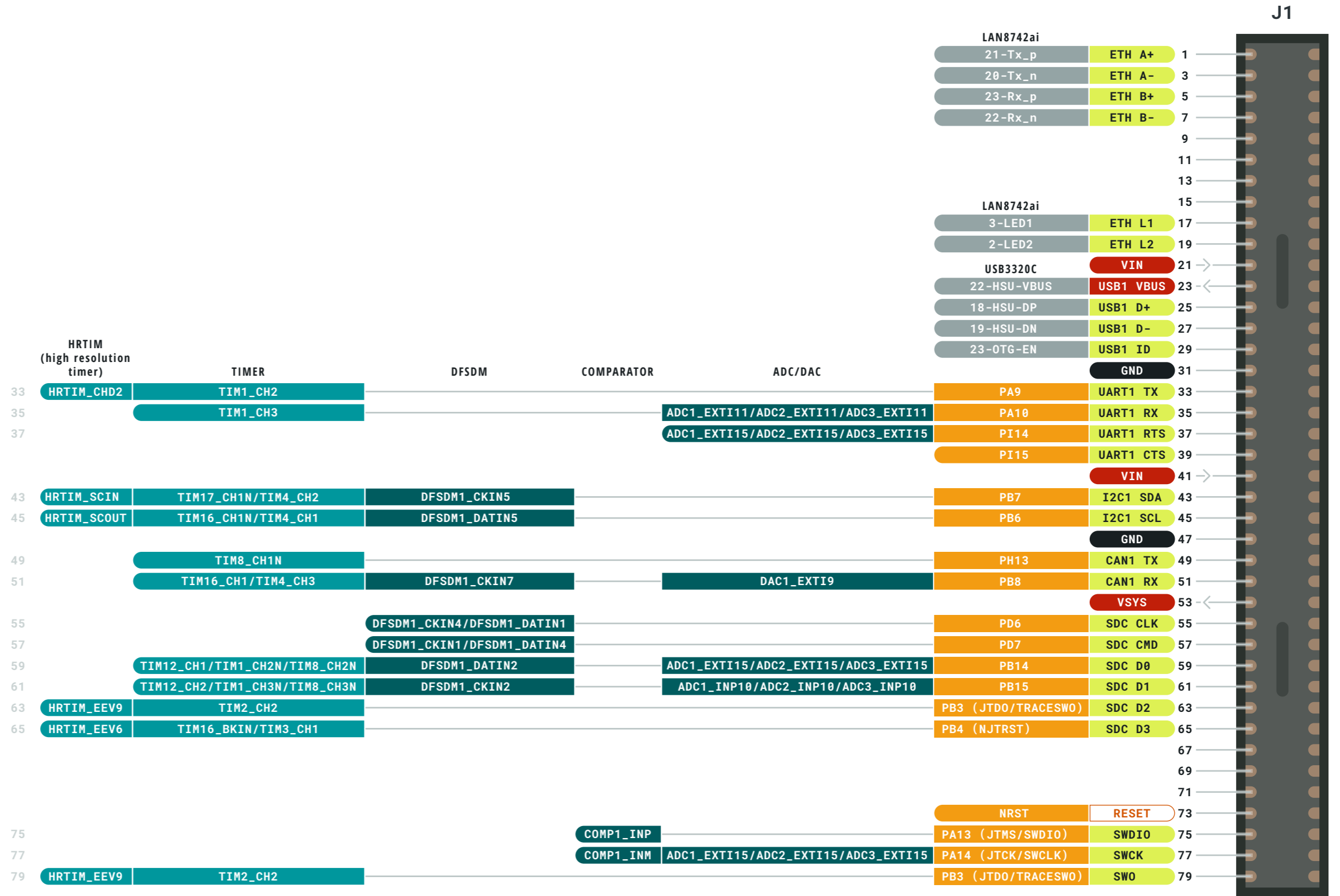
NOTE: CIPO/COPI have previously been referred to as MISO/MOSI



This work is licensed under the Creative Commons Attribution-ShareAlike 4.0 International License. To view a copy of this license, visit <http://creativecommons.org/licenses/by-sa/4.0/> or send a letter to Creative Commons, PO Box 1866, Mountain View, CA 94042, USA.



J1_odd - Analog/Timer

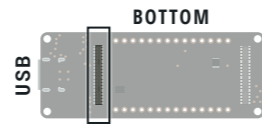


- Ground
- Power
- LED
- Internal Pin
- SWD Pin
- Digital Pin
- Analog Pin
- Other Pin
- Microcontroller's Port
- Default
- High Density Connector
- Analog
- Communication
- Timer
- Extra Features
- Debug

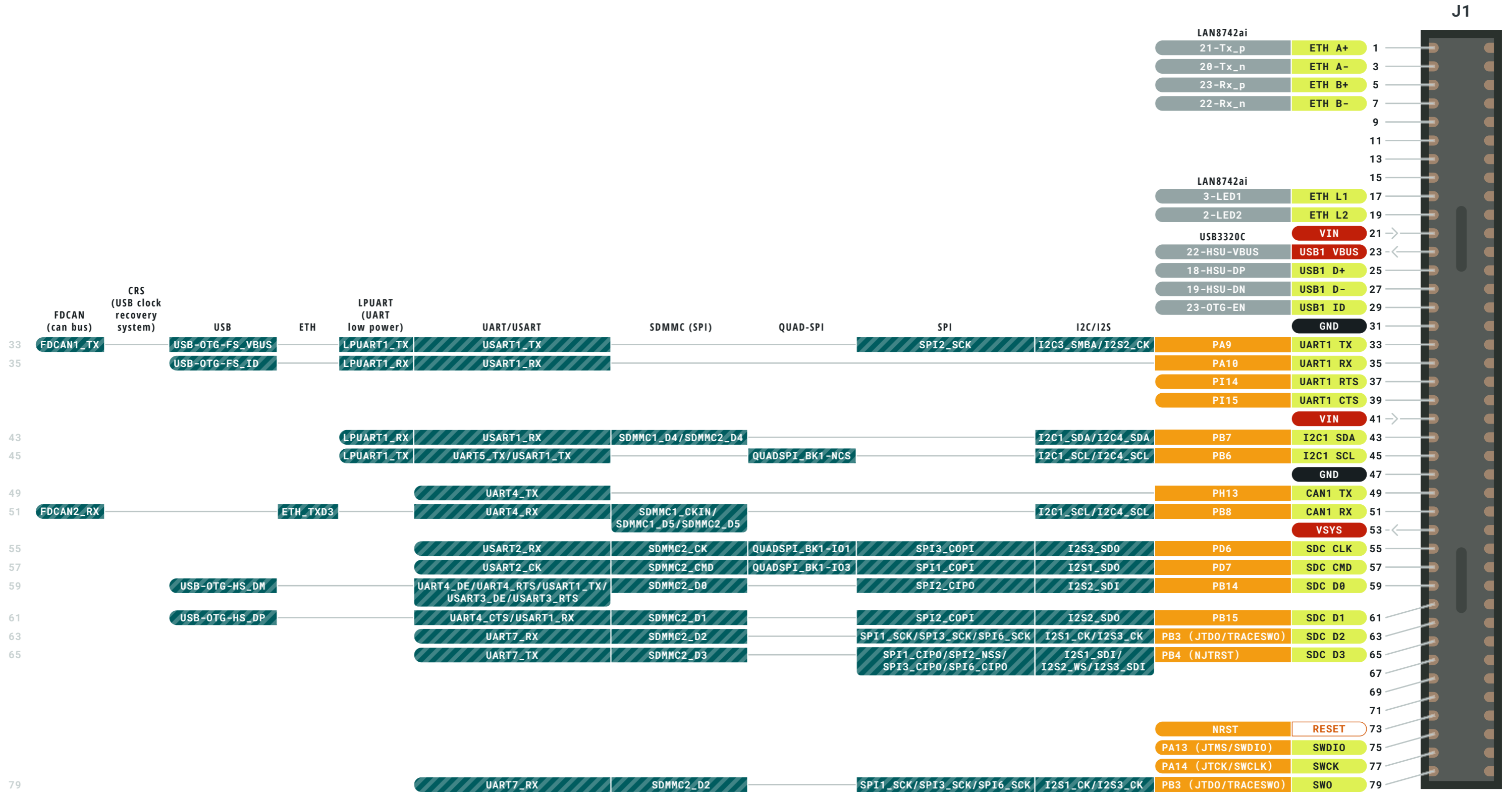
- ⚠ **WARNING** Total output current sunk by sum of all I/Os and control pins is 140 mA
- ⚠ **WARNING** Total output current sourced by sum of all I/Os and control pins is 140 mA
- ⚠ **WARNING** Output current sunk by any I/O and control pin is 20 mA

NOTE: CIPO/COPI have previously been referred to as MISO/MOSI





J1_odd - Communication

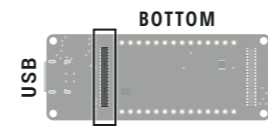


Ground	Digital Pin	Analog
Power	Analog Pin	Communication
LED	Other Pin	Timer
Internal Pin	Microcontroller's Port	Extra Features
SWD Pin	Default	Debug
	High Density Connector	

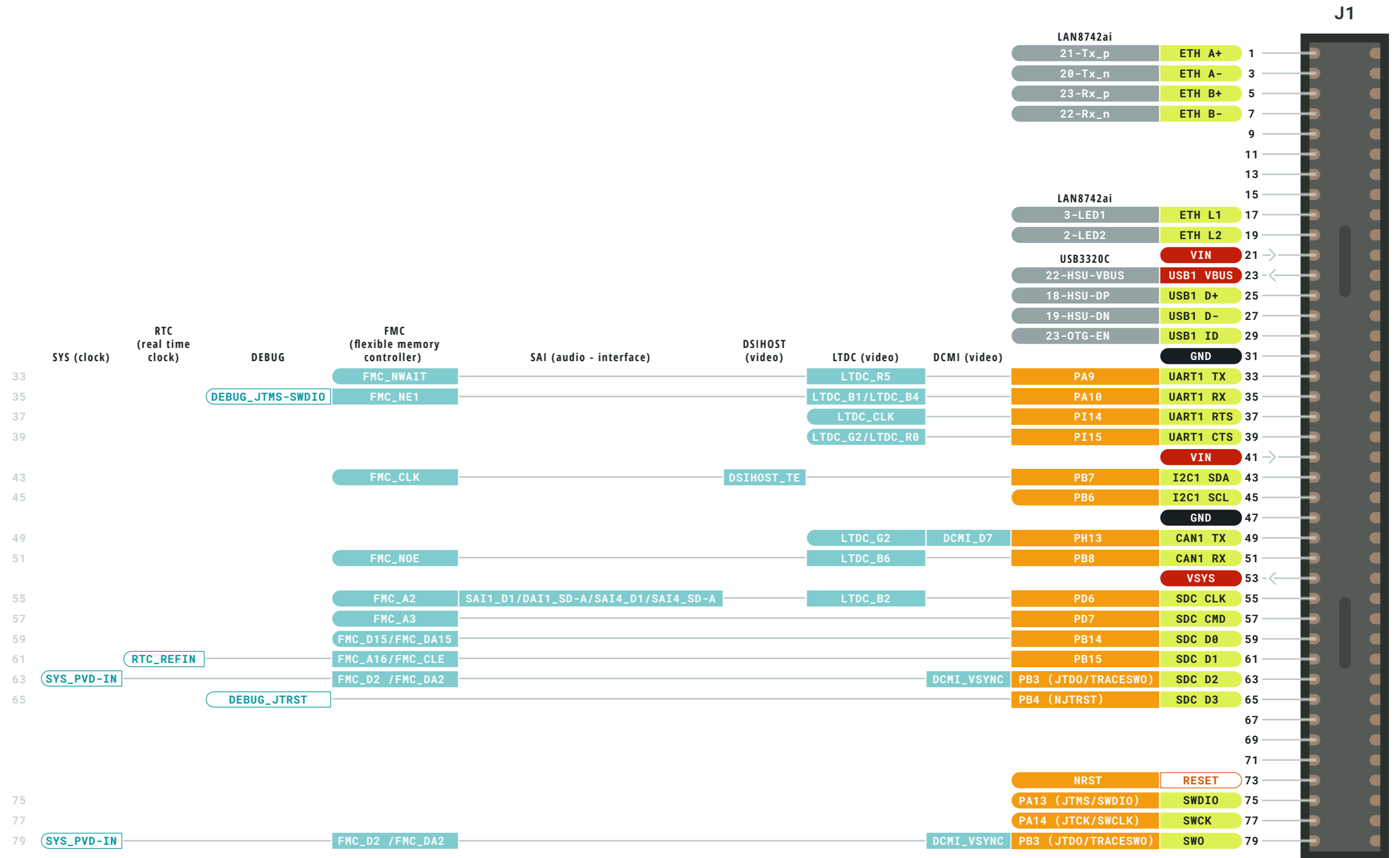
- WARNING** Total output current sunk by sum of all I/Os and control pins is 140 mA
- WARNING** Total output current sourced by sum of all I/Os and control pins is 140 mA
- WARNING** Output current sunk by any I/O and control pin is 20 mA

NOTE: CIPO/COPI have previously been referred to as MISO/MOSI





J1_odd - Extra/Debug

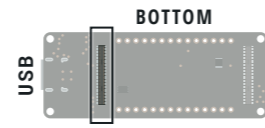


- Ground
- Power
- LED
- Internal Pin
- SWD Pin
- Digital Pin
- Analog Pin
- Other Pin
- Microcontroller's Port
- Default
- High Density Connector
- Analog
- Communication
- Timer
- Extra Features
- Debug


- ⚠ **WARNING** Total output current sunk by sum of all I/Os and control pins is 140 mA
- ⚠ **WARNING** Total output current sourced by sum of all I/Os and control pins is 140 mA
- ⚠ **WARNING** Output current sunk by any I/O and control pin is 20 mA

NOTE: CIPO/COPI have previously been referred to as MISO/MOSI





J1_even - Analog/Timer

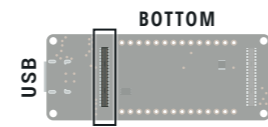


Ground	Digital Pin	Analog
Power	Analog Pin	Communication
LED	Other Pin	Timer
Internal Pin	Microcontroller's Port	Extra Features
SWD Pin	Default	Debug
	High Density Connector	

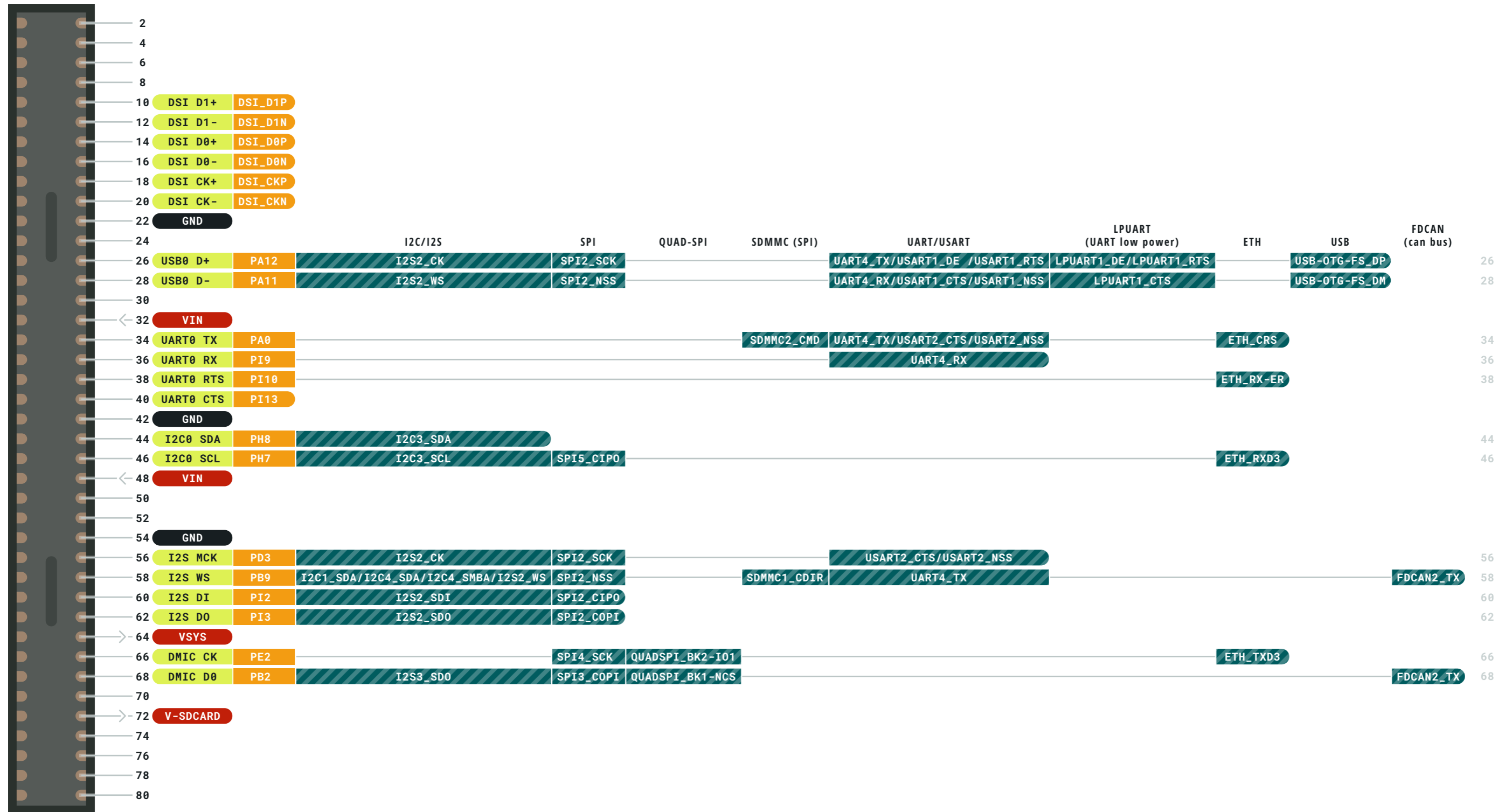
- WARNING** Total output current sunk by sum of all I/Os and control pins is 140 mA
- WARNING** Total output current sourced by sum of all I/Os and control pins is 140 mA
- WARNING** Output current sunk by any I/O and control pin is 20 mA

NOTE: CIPO/COPI have previously been referred to as MISO/MOSI





J1

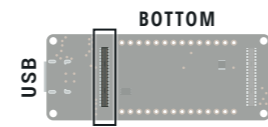


- Ground
- Power
- LED
- Internal Pin
- SWD Pin
- Digital Pin
- Analog Pin
- Other Pin
- Microcontroller's Port
- Default
- High Density Connector
- Analog
- Communication
- Timer
- Extra Features
- Debug

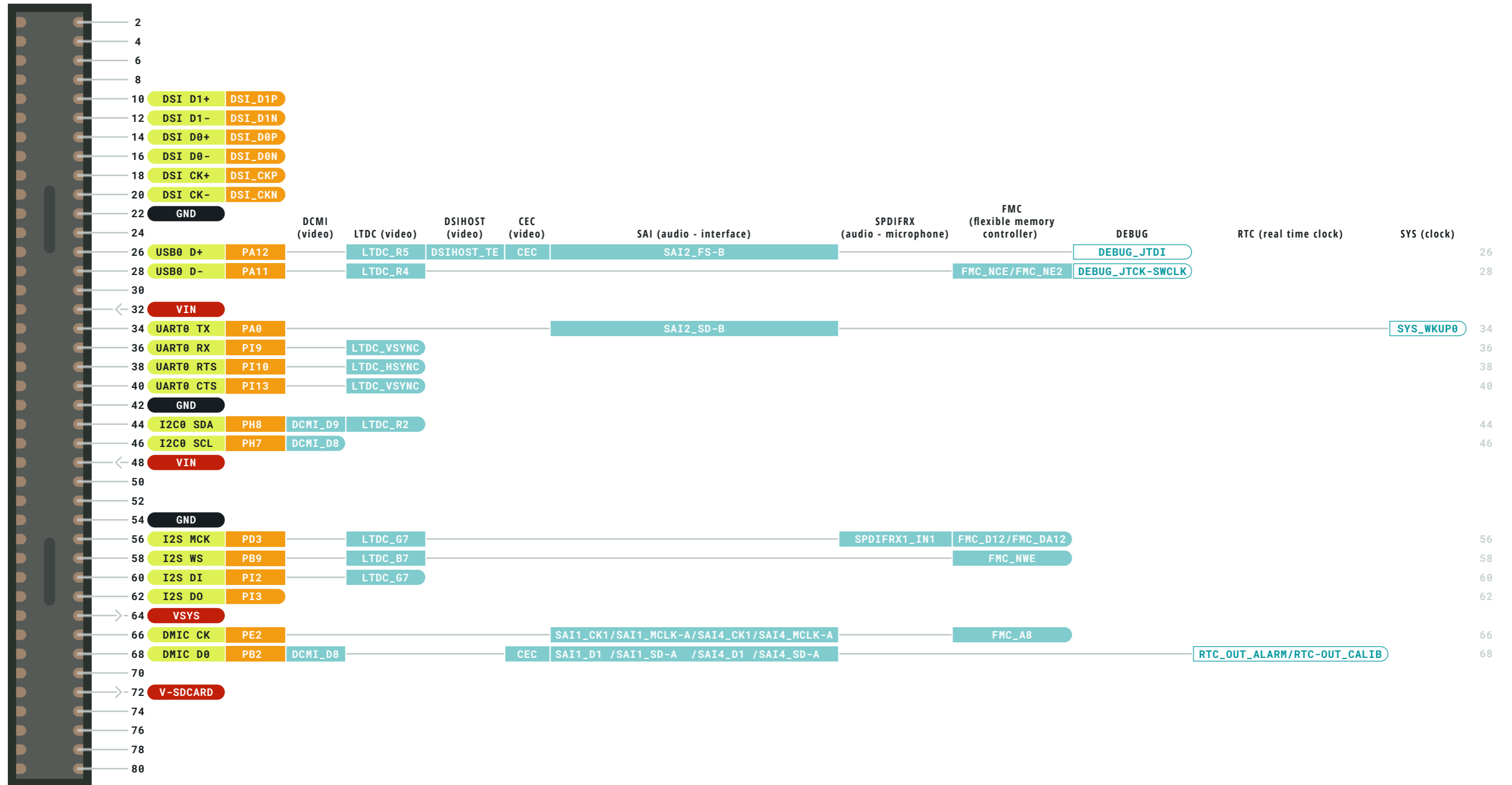
- ⚠ **WARNING** Total output current sunk by sum of all I/Os and control pins is 140 mA
- ⚠ **WARNING** Total output current sourced by sum of all I/Os and control pins is 140 mA
- ⚠ **WARNING** Output current sunk by any I/O and control pin is 20 mA

NOTE: CIPO/COPI have previously been referred to as MISO/MOSI





J1

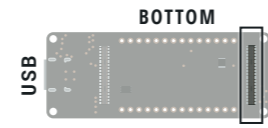


Ground	Digital Pin	Analog
Power	Analog Pin	Communication
LED	Other Pin	Timer
Internal Pin	Microcontroller's Port	Extra Features
SWD Pin	Default	Debug
	High Density Connector	

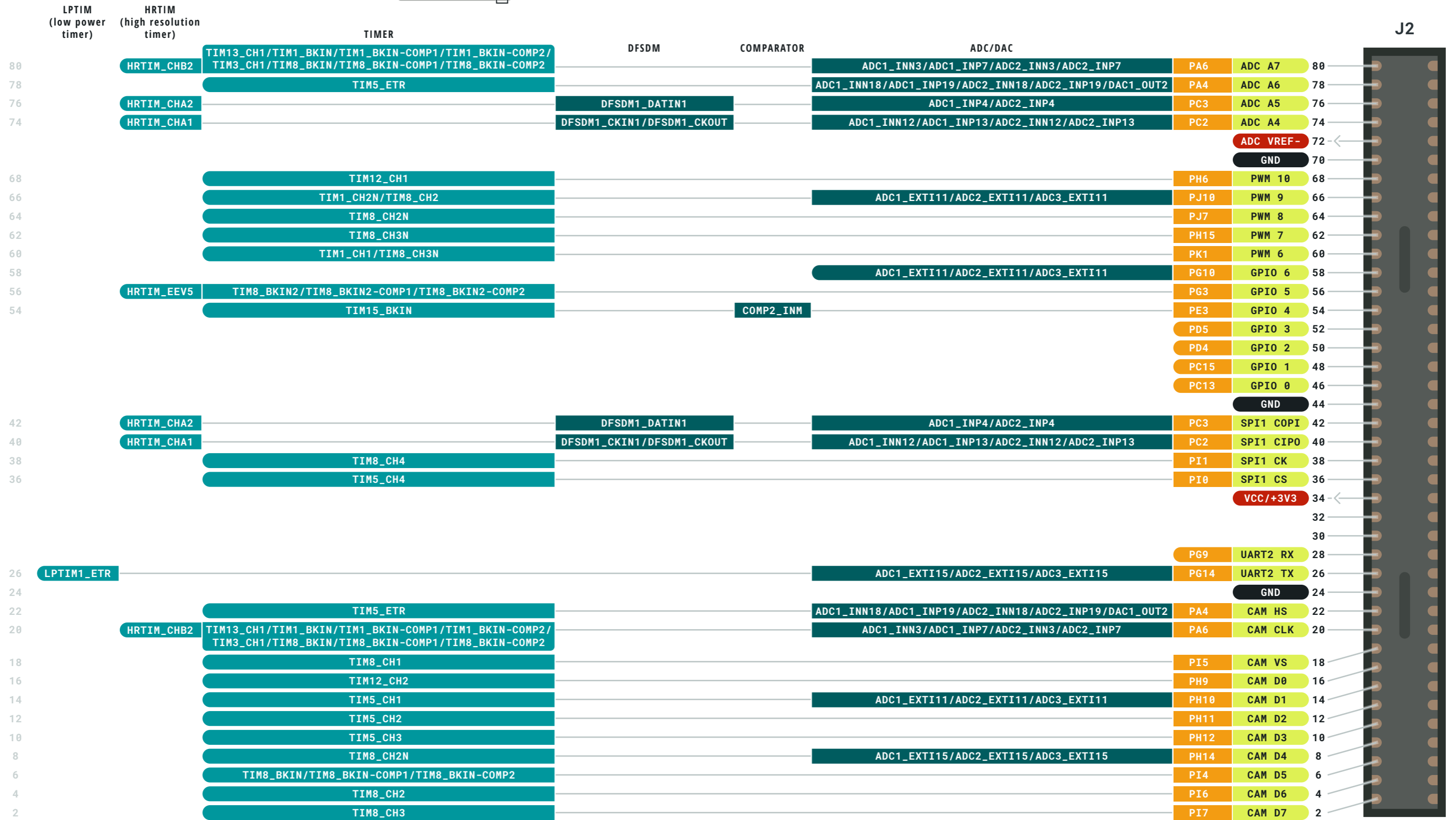
- WARNING** Total output current sunk by sum of all I/Os and control pins is 140 mA
- WARNING** Total output current sourced by sum of all I/Os and control pins is 140 mA
- WARNING** Output current sunk by any I/O and control pin is 20 mA

NOTE: CIPO/COPI have previously been referred to as MISO/MOSI





J2_even - Analog/Timer

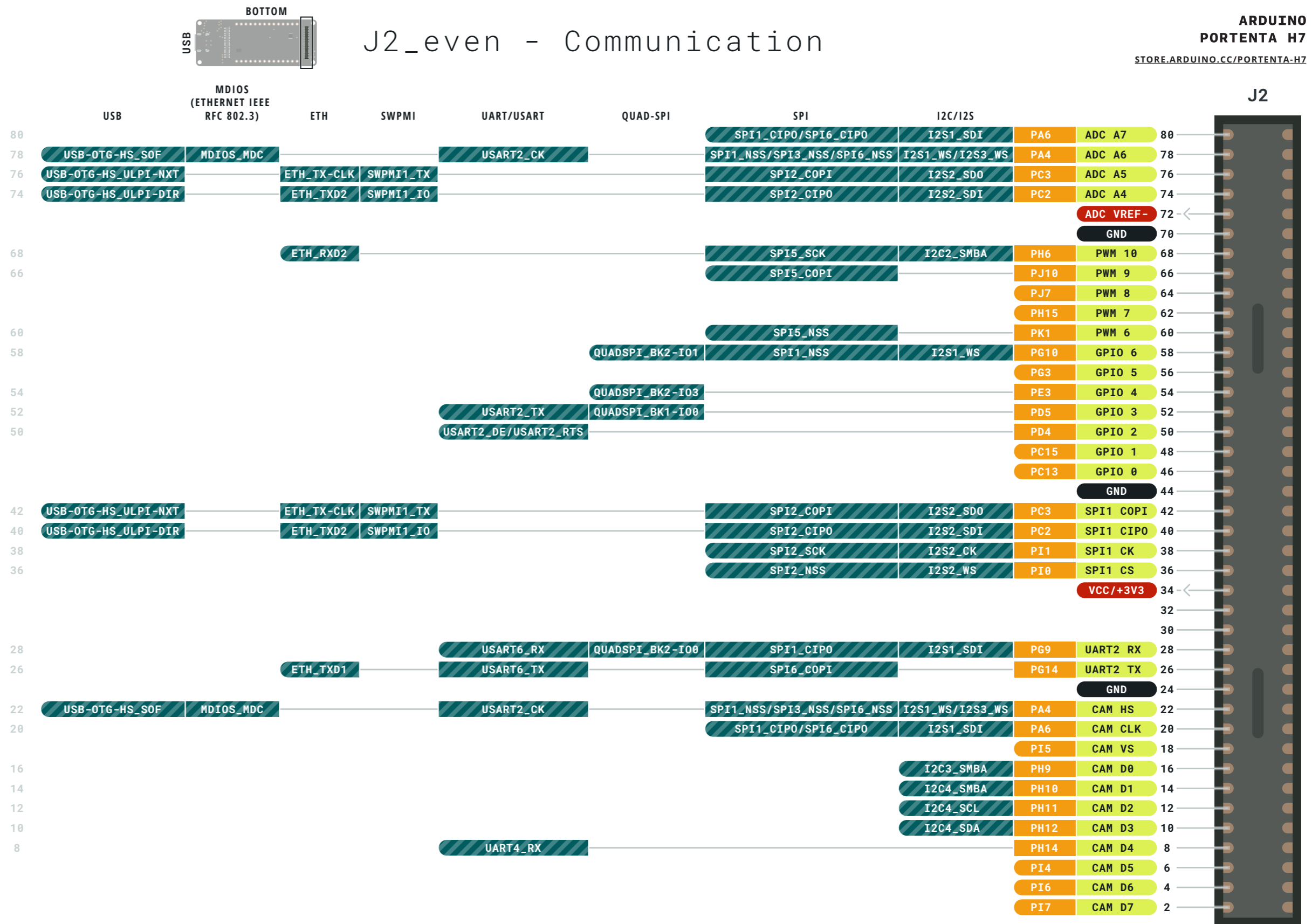


Ground	Digital Pin	Analog
Power	Analog Pin	Communication
LED	Other Pin	Timer
Internal Pin	Microcontroller's Port	Extra Features
SWD Pin	Default	Debug
	High Density Connector	

- WARNING** Total output current sunk by sum of all I/Os and control pins is 140 mA
- WARNING** Total output current sourced by sum of all I/Os and control pins is 140 mA
- WARNING** Output current sunk by any I/O and control pin is 20 mA

NOTE: CIPO/COPI have previously been referred to as MISO/MOSI

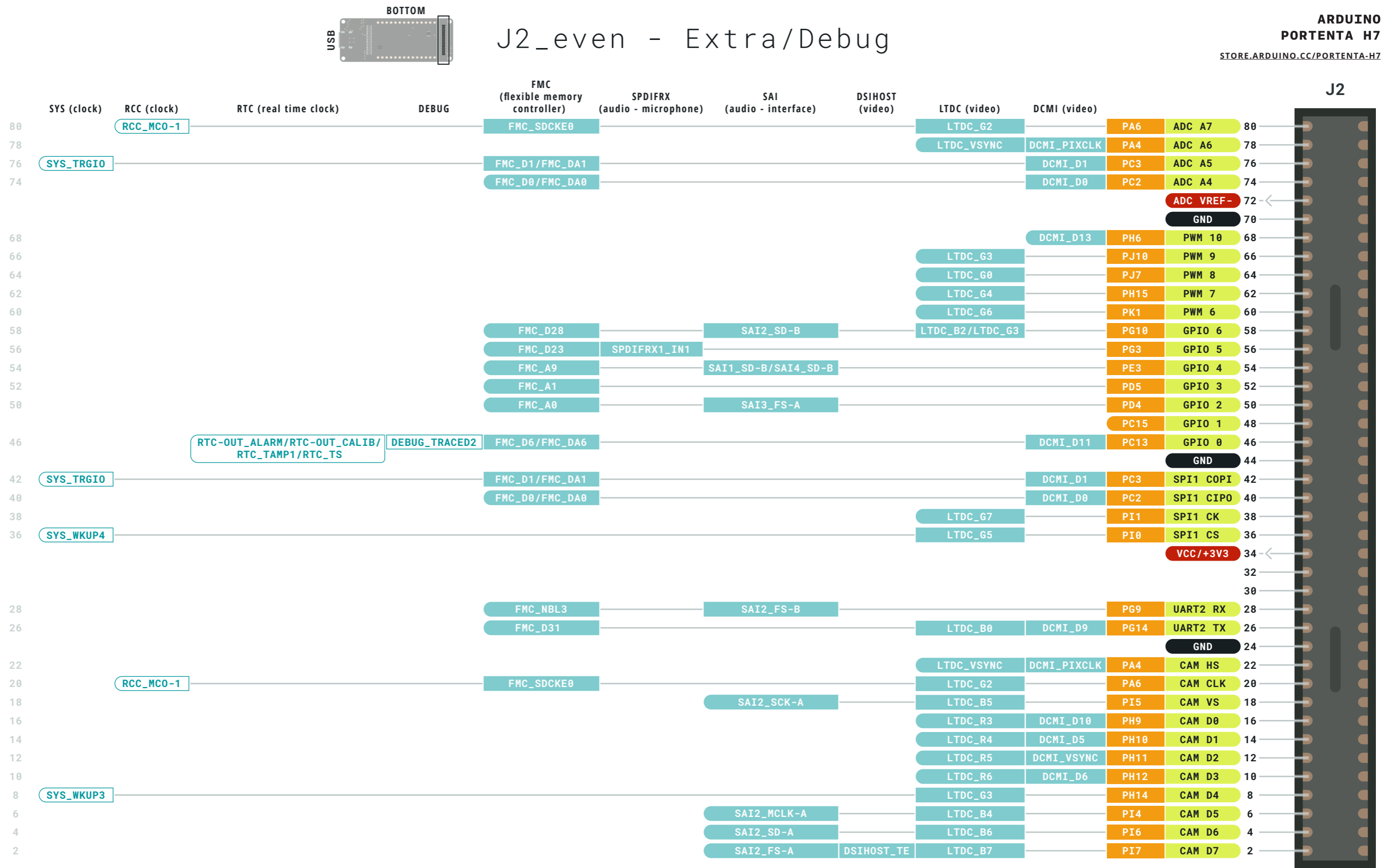




- WARNING** Total output current sunk by sum of all I/Os and control pins is 140 mA
- WARNING** Total output current sourced by sum of all I/Os and control pins is 140 mA
- WARNING** Output current sunk by any I/O and control pin is 20 mA

NOTE: CIP0/COPI have previously been referred to as MISO/MOSI



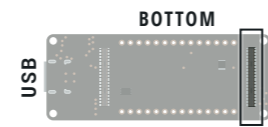


Ground	Digital Pin	Analog
Power	Analog Pin	Communication
LED	Other Pin	Timer
Internal Pin	Microcontroller's Port	Extra Features
SWD Pin	Default	Debug
	High Density Connector	

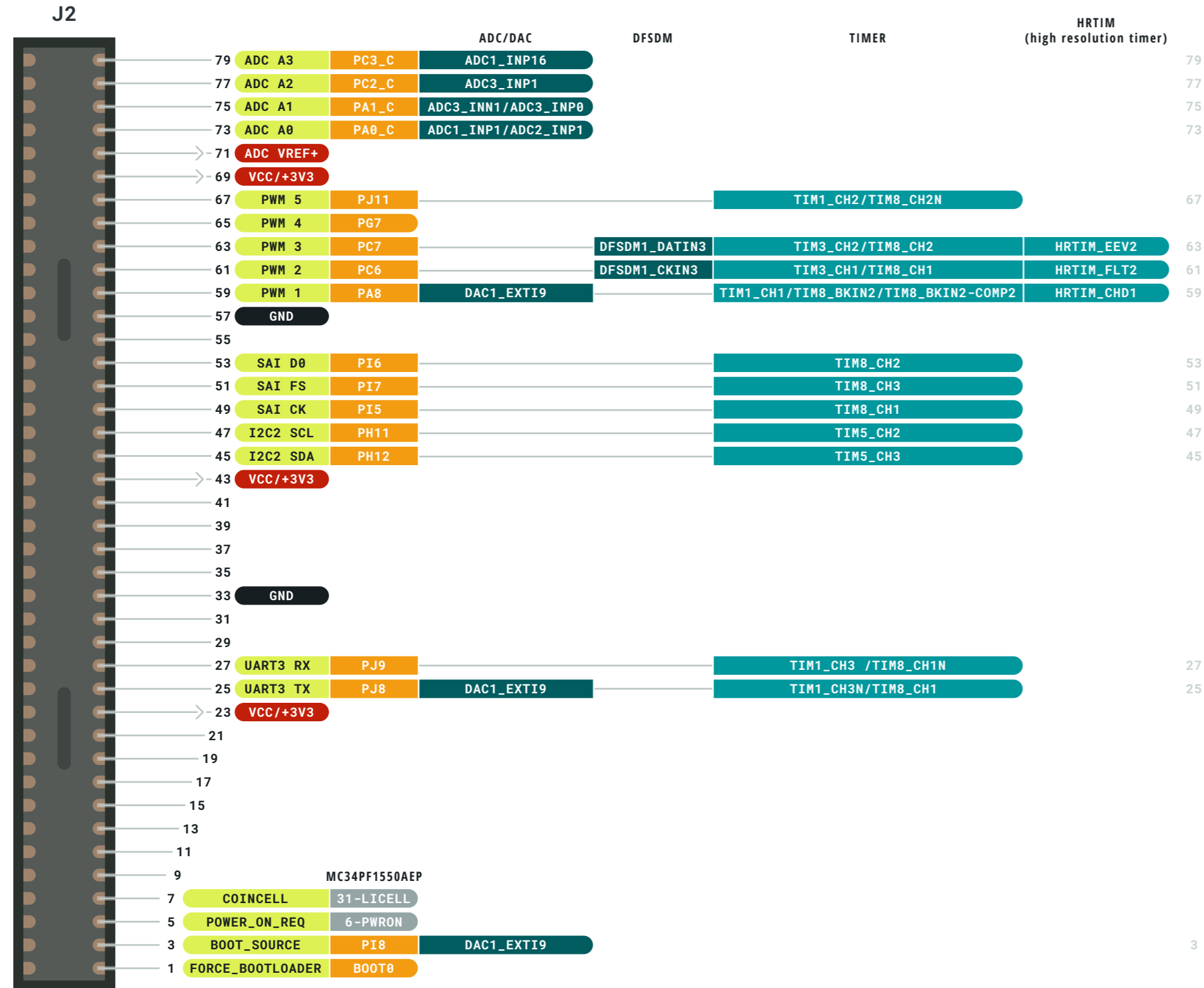
- WARNING** Total output current sunk by sum of all I/Os and control pins is 140 mA
- WARNING** Total output current sourced by sum of all I/Os and control pins is 140 mA
- WARNING** Output current sunk by any I/O and control pin is 20 mA

NOTE: CIPO/COPI have previously been referred to as MISO/MOSI





J2_odd - Analog/Timer

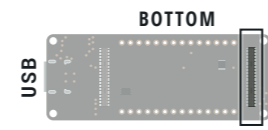


Ground	Digital Pin	Analog
Power	Analog Pin	Communication
LED	Other Pin	Timer
Internal Pin	Microcontroller's Port	Extra Features
SWD Pin	Default	Debug
	High Density Connector	

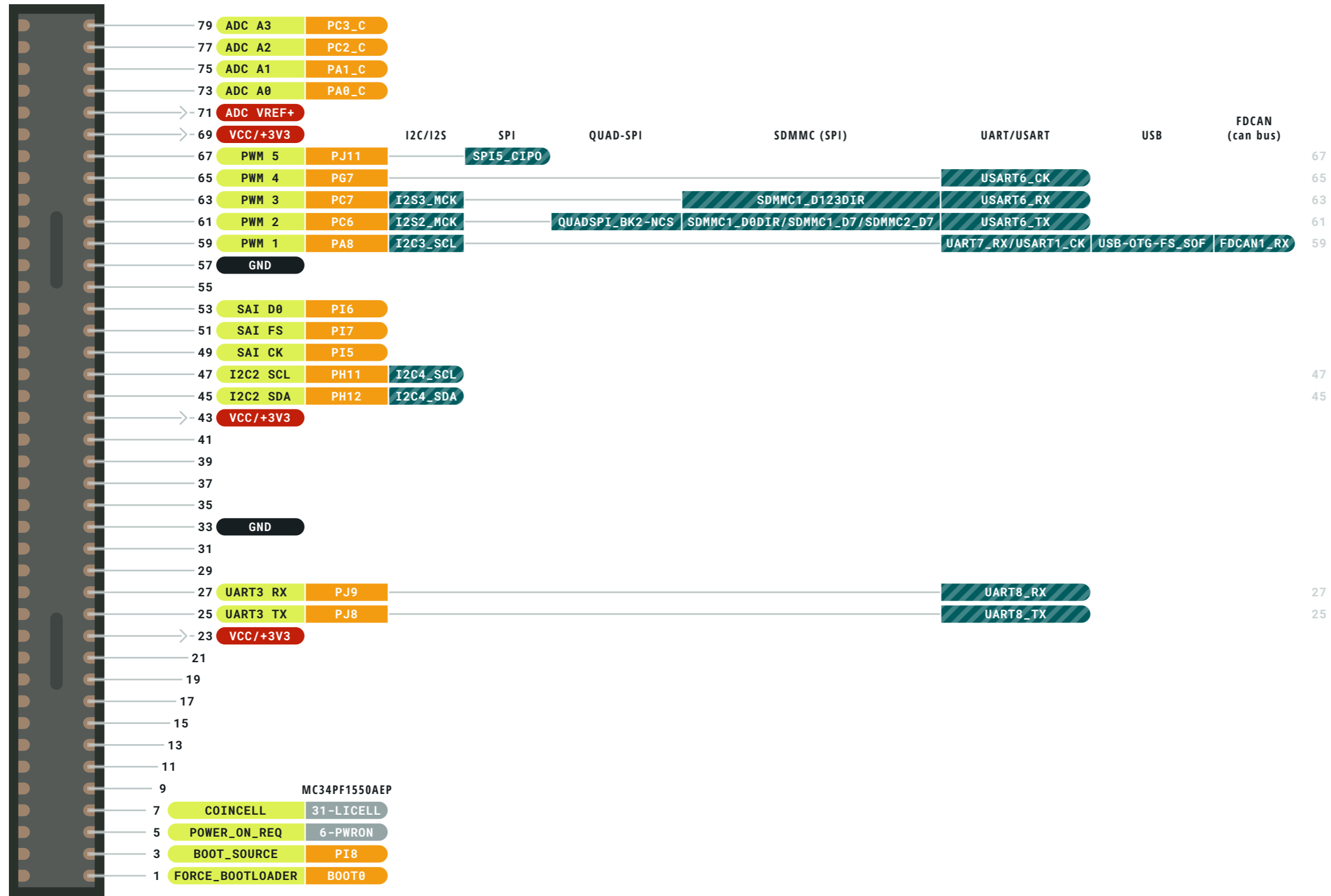
- WARNING** Total output current sunk by sum of all I/Os and control pins is 140 mA
- WARNING** Total output current sourced by sum of all I/Os and control pins is 140 mA
- WARNING** Output current sunk by any I/O and control pin is 20 mA

NOTE: CIPO/COPI have previously been referred to as MISO/MOSI





J2_odd - Communication

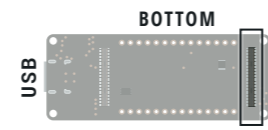


Ground	Digital Pin	Analog
Power	Analog Pin	Communication
LED	Other Pin	Timer
Internal Pin	Microcontroller's Port	Extra Features
SWD Pin	Default	Debug
	High Density Connector	

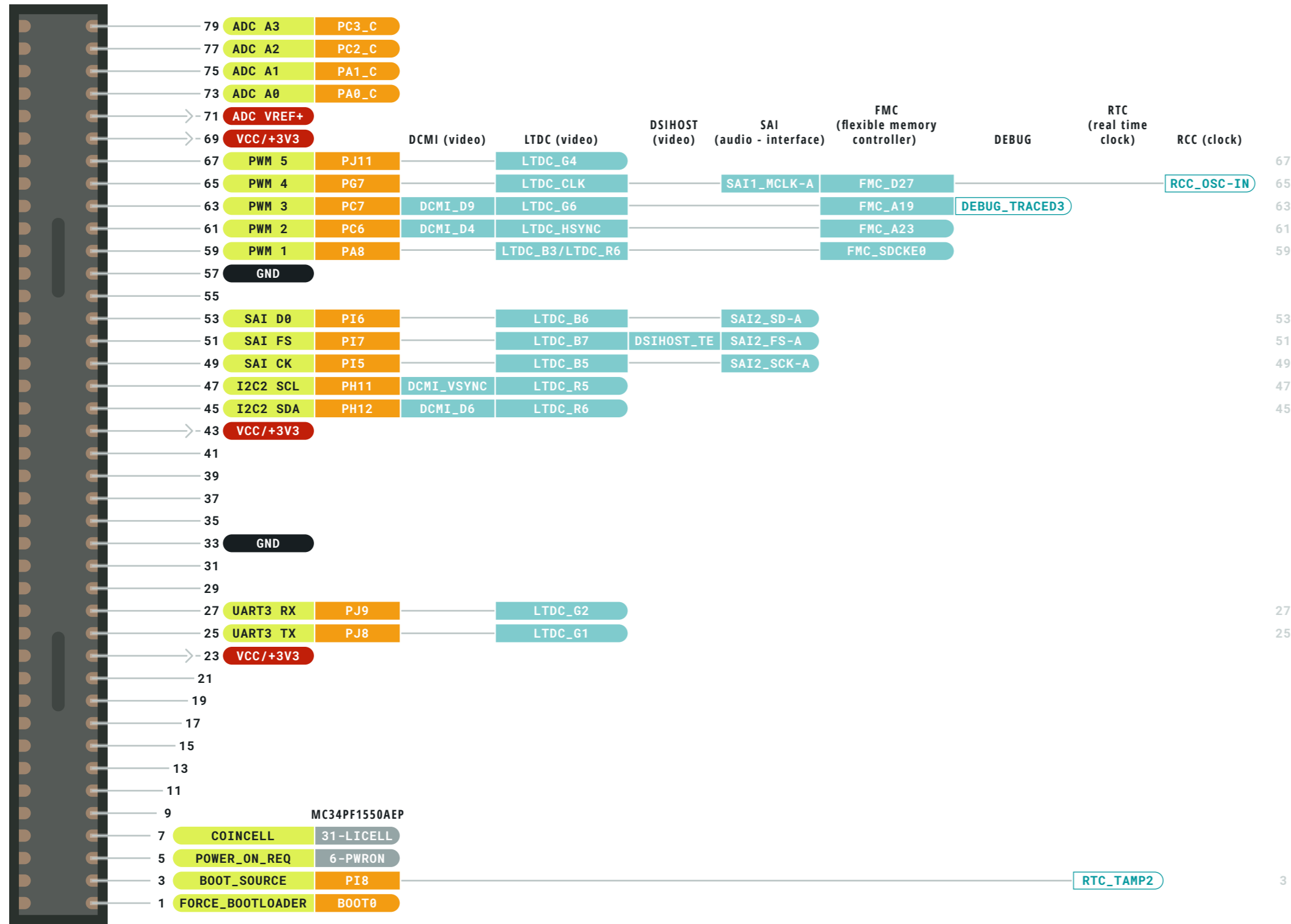
- WARNING** Total output current sunk by sum of all I/Os and control pins is 140 mA
- WARNING** Total output current sourced by sum of all I/Os and control pins is 140 mA
- WARNING** Output current sunk by any I/O and control pin is 20 mA

NOTE: CIPO/COPI have previously been referred to as MISO/MOSI





J2

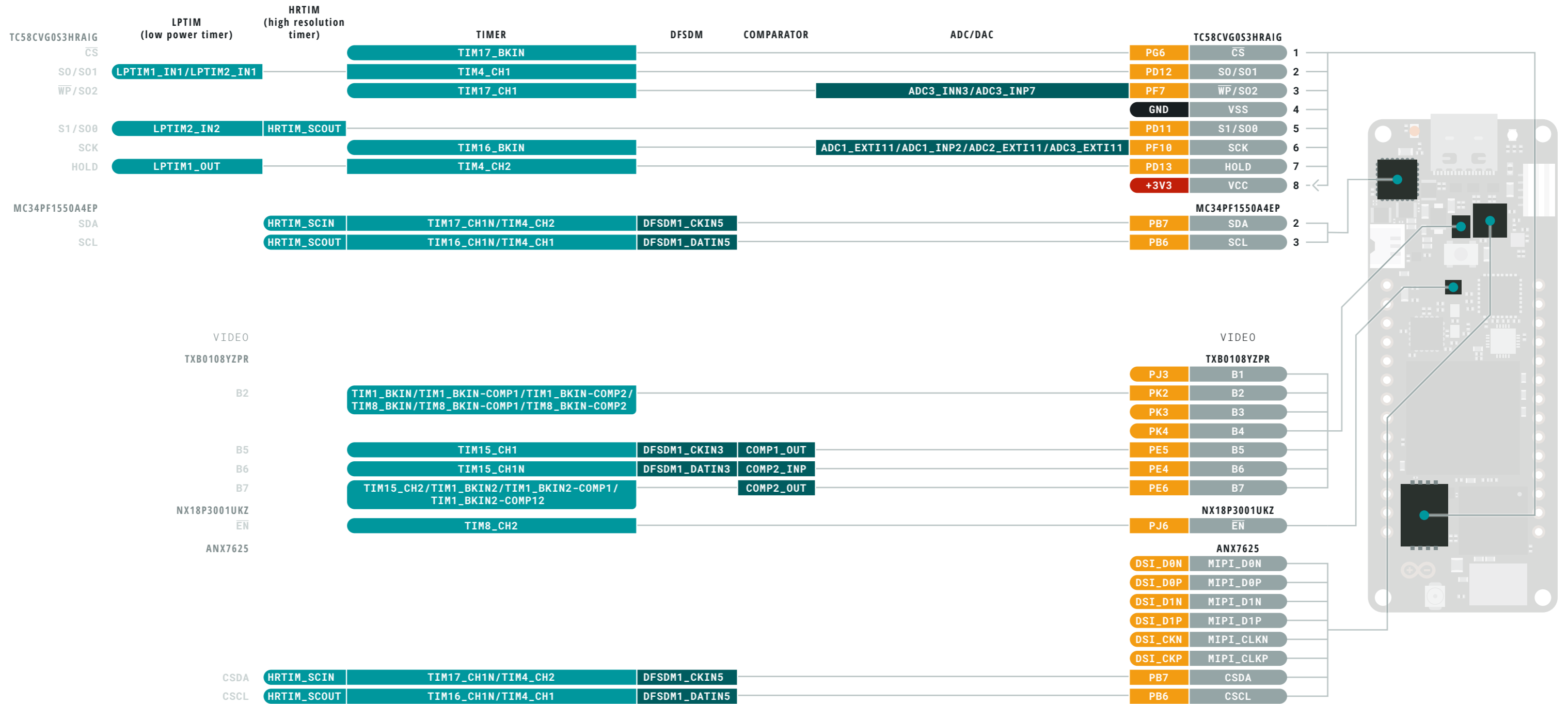


Ground	Digital Pin	Analog
Power	Analog Pin	Communication
LED	Other Pin	Timer
Internal Pin	Microcontroller's Port	Extra Features
SWD Pin	Default	Debug
	High Density Connector	

- WARNING** Total output current sunk by sum of all I/Os and control pins is 140 mA
- WARNING** Total output current sourced by sum of all I/Os and control pins is 140 mA
- WARNING** Output current sunk by any I/O and control pin is 20 mA

NOTE: CIPO/COPI have previously been referred to as MISO/MOSI



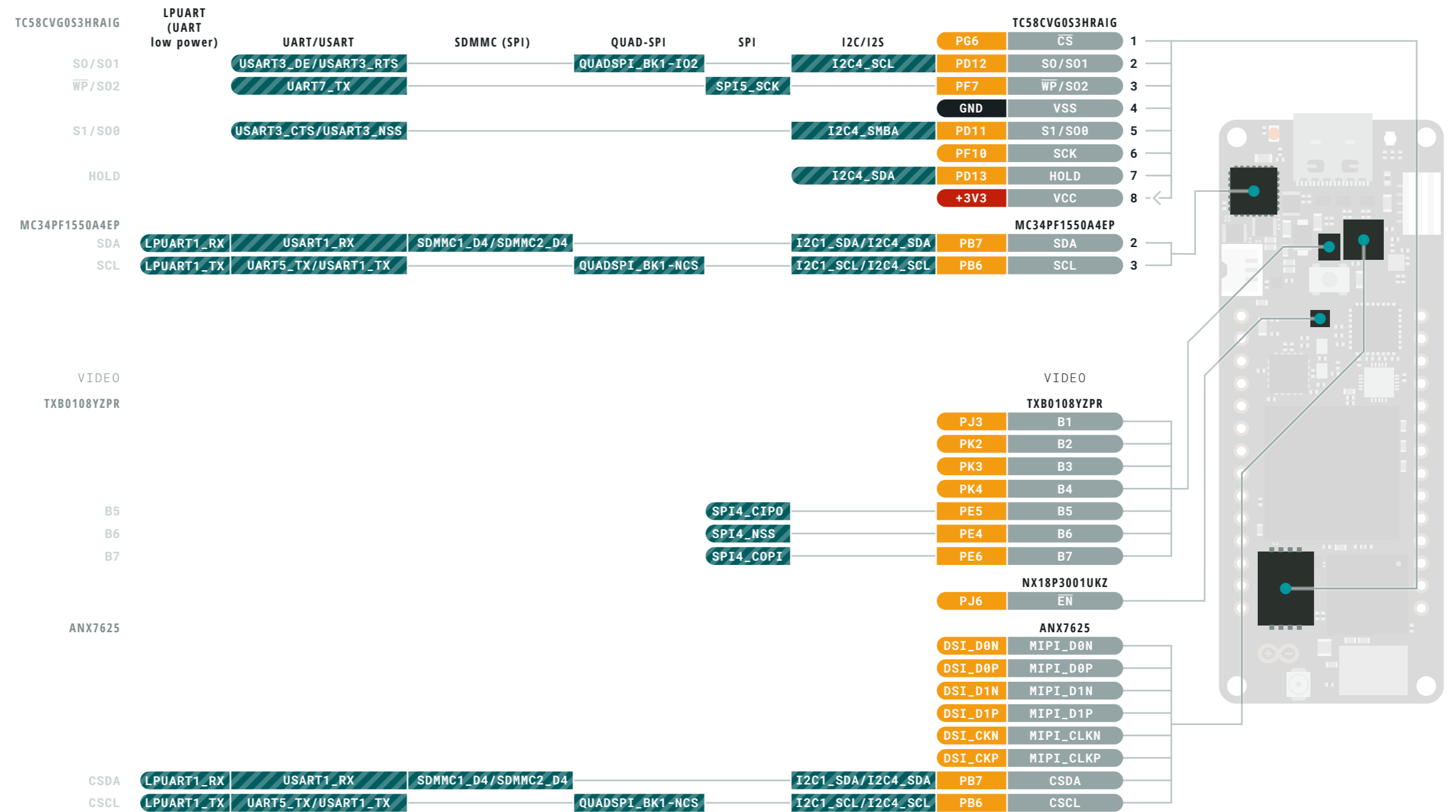


Ground	Digital Pin	Analog Pin	Analog
Power	Other Pin	Microcontroller's Port	Communication
LED	Default	High Density Connector	Timer
Internal Pin			Extra Features
SWD Pin			Debug

- WARNING** Total output current sunk by sum of all I/Os and control pins is 140 mA
- WARNING** Total output current sourced by sum of all I/Os and control pins is 140 mA
- WARNING** Output current sunk by any I/O and control pin is 20 mA

NOTE: CIPO/COPI have previously been referred to as MISO/MOSI






- Ground
- Power
- LED
- Internal Pin
- SWD Pin
- Digital Pin
- Analog Pin
- Other Pin
- Microcontroller's Port
- Default
- High Density Connector
- Analog
- Communication
- Timer
- Extra Features
- Debug

- ⚠ **WARNING** Total output current sunk by sum of all I/Os and control pins is 140 mA
- ⚠ **WARNING** Total output current sourced by sum of all I/Os and control pins is 140 mA
- ⚠ **WARNING** Output current sunk by any I/O and control pin is 20 mA

NOTE: CIPO/COPI have previously been referred to as MISO/MOSI






- Ground
- Power
- LED
- Internal Pin
- SWD Pin
- Digital Pin
- Analog Pin
- Other Pin
- Microcontroller's Port
- Default
- High Density Connector
- Analog
- Communication
- Timer
- Extra Features
- Debug

- ⚠ **WARNING** Total output current sunk by sum of all I/Os and control pins is 140 mA
- ⚠ **WARNING** Total output current sourced by sum of all I/Os and control pins is 140 mA
- ⚠ **WARNING** Output current sunk by any I/O and control pin is 20 mA

NOTE: CIPO/COPI have previously been referred to as MISO/MOSI







Ground	Digital Pin	Analog
Power	Analog Pin	Communication
LED	Other Pin	Timer
Internal Pin	Microcontroller's Port	Extra Features
SWD Pin	Default	Debug
	High Density Connector	

- WARNING** Total output current sunk by sum of all I/Os and control pins is 140 mA
- WARNING** Total output current sourced by sum of all I/Os and control pins is 140 mA
- WARNING** Output current sunk by any I/O and control pin is 20 mA

NOTE: CIPO/COPI have previously been referred to as MISO/MOSI



This work is licensed under the Creative Commons Attribution-ShareAlike 4.0 International License. To view a copy of this license, visit <http://creativecommons.org/licenses/by-sa/4.0/> or send a letter to Creative Commons, PO Box 1866, Mountain View, CA 94042, USA.



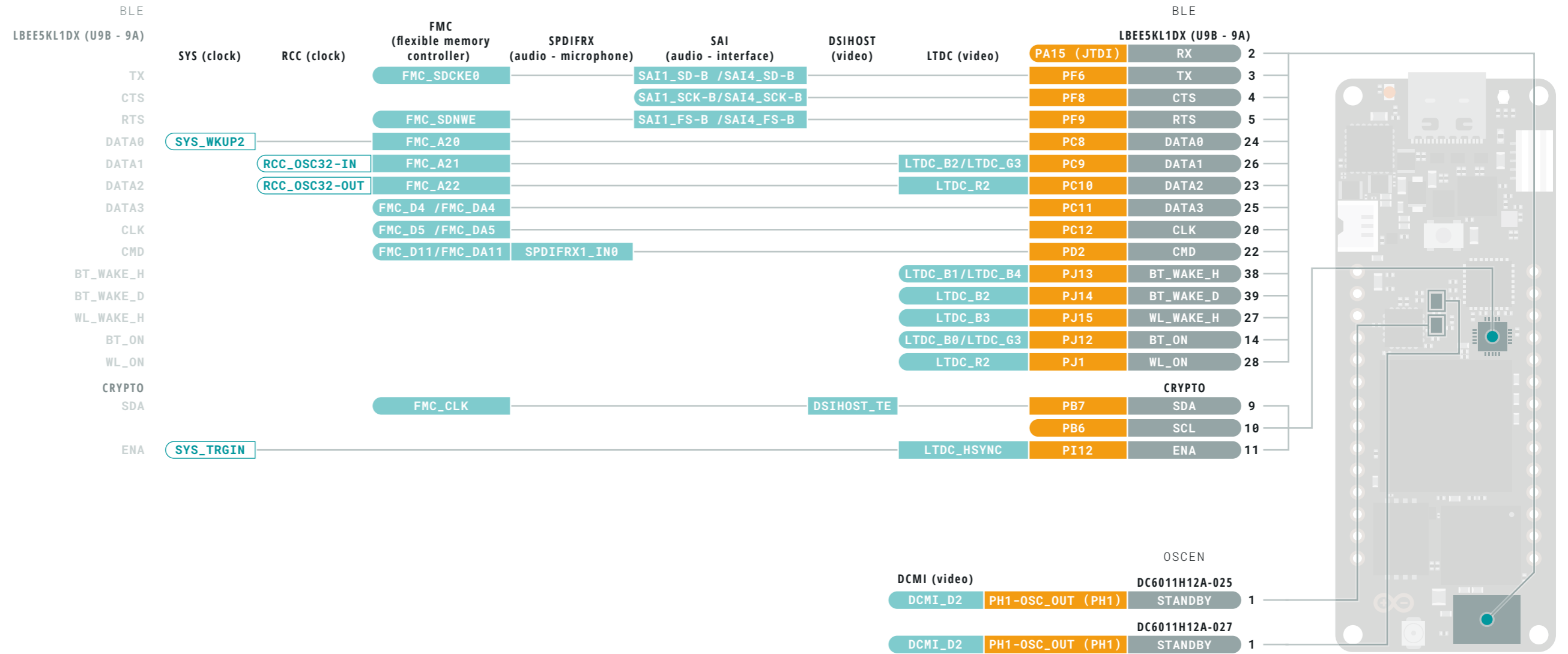
Ground	Digital Pin	Analog Pin	Analog
Power	Analog Pin	Other Pin	Communication
LED	Microcontroller's Port	Timer	Extra Features
Internal Pin	Default	Debug	
SWD Pin	High Density Connector		

- WARNING** Total output current sunk by sum of all I/Os and control pins is 140 mA
- WARNING** Total output current sourced by sum of all I/Os and control pins is 140 mA
- WARNING** Output current sunk by any I/O and control pin is 20 mA

NOTE: CIPO/COPI have previously been referred to as MISO/MOSI



This work is licensed under the Creative Commons Attribution-ShareAlike 4.0 International License. To view a copy of this license, visit <http://creativecommons.org/licenses/by-sa/4.0/> or send a letter to Creative Commons, PO Box 1866, Mountain View, CA 94042, USA.

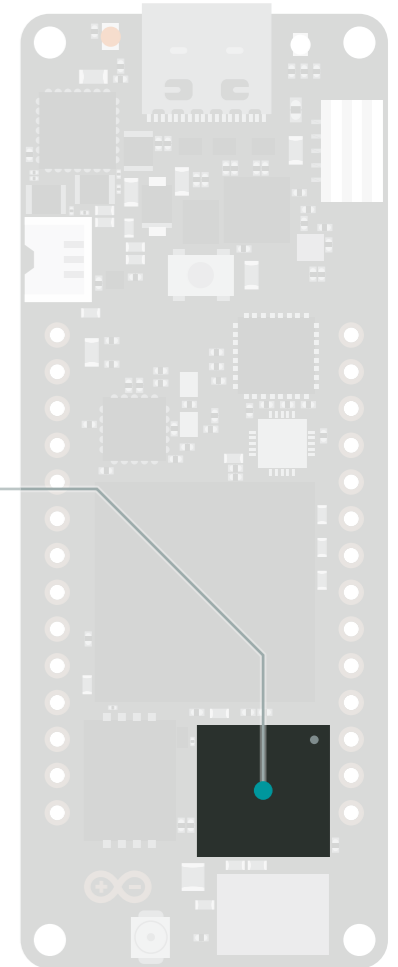
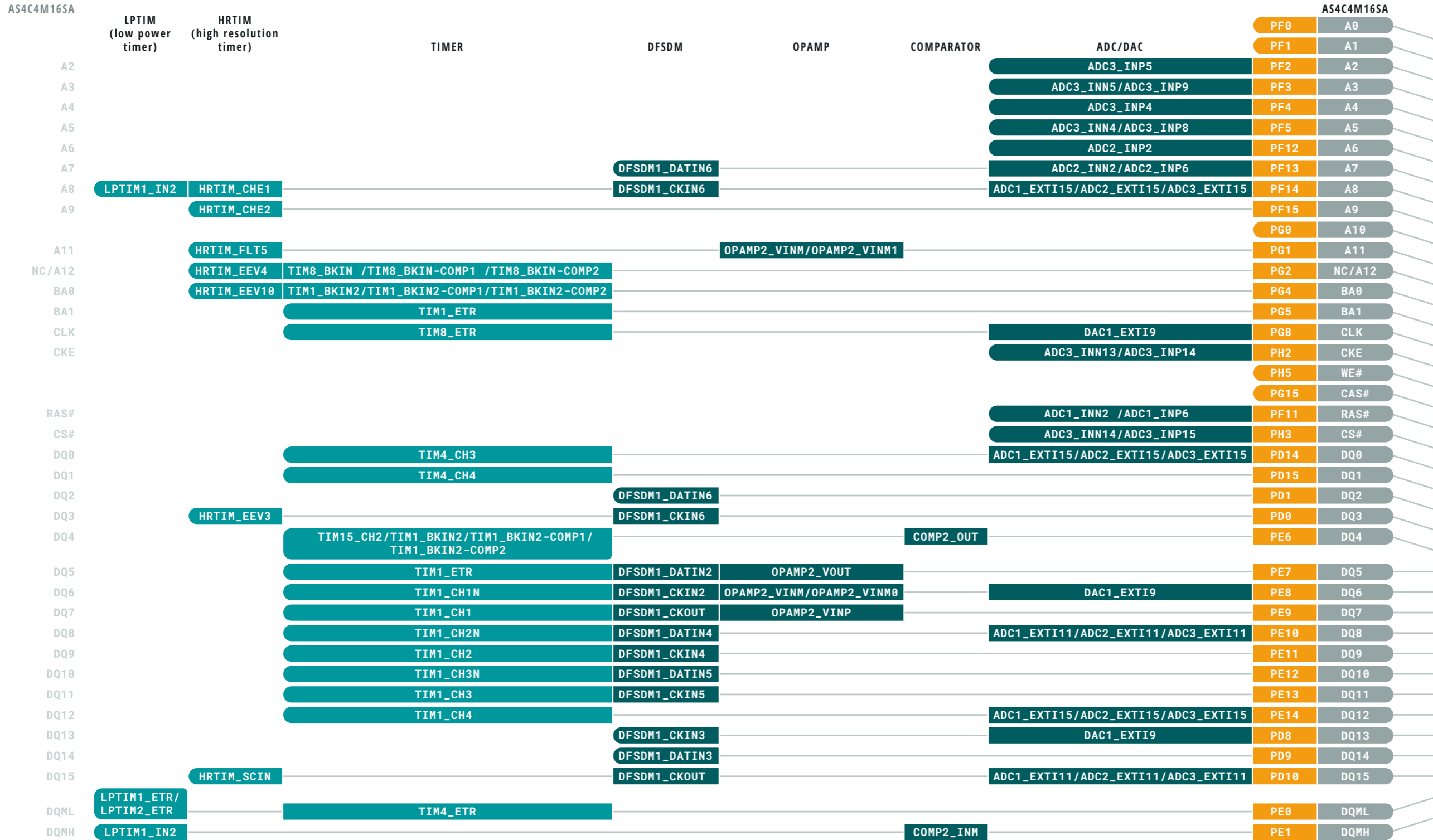


- Ground
- Power
- LED
- Internal Pin
- SWD Pin
- Digital Pin
- Analog Pin
- Other Pin
- Microcontroller's Port
- Default
- High Density Connector
- Analog
- Communication
- Timer
- Extra Features
- Debug

- ⚠ **WARNING** Total output current sunk by sum of all I/Os and control pins is 140 mA
- ⚠ **WARNING** Total output current sourced by sum of all I/Os and control pins is 140 mA
- ⚠ **WARNING** Output current sunk by any I/O and control pin is 20 mA

NOTE: CIPO/COPI have previously been referred to as MISO/MOSI



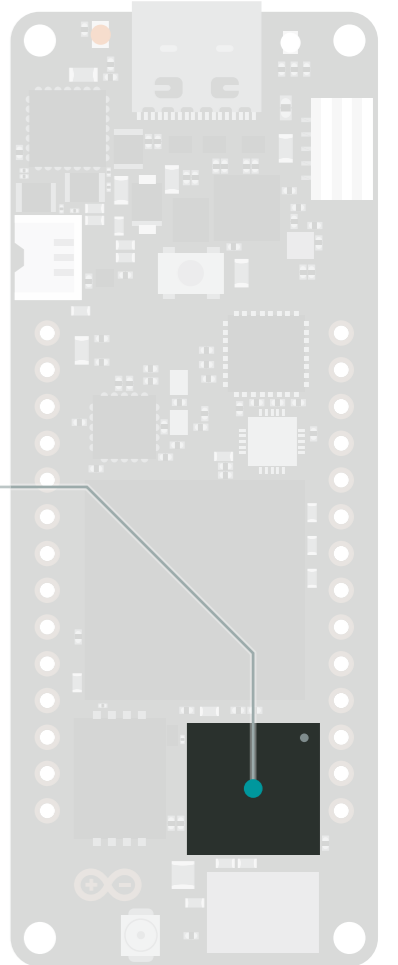
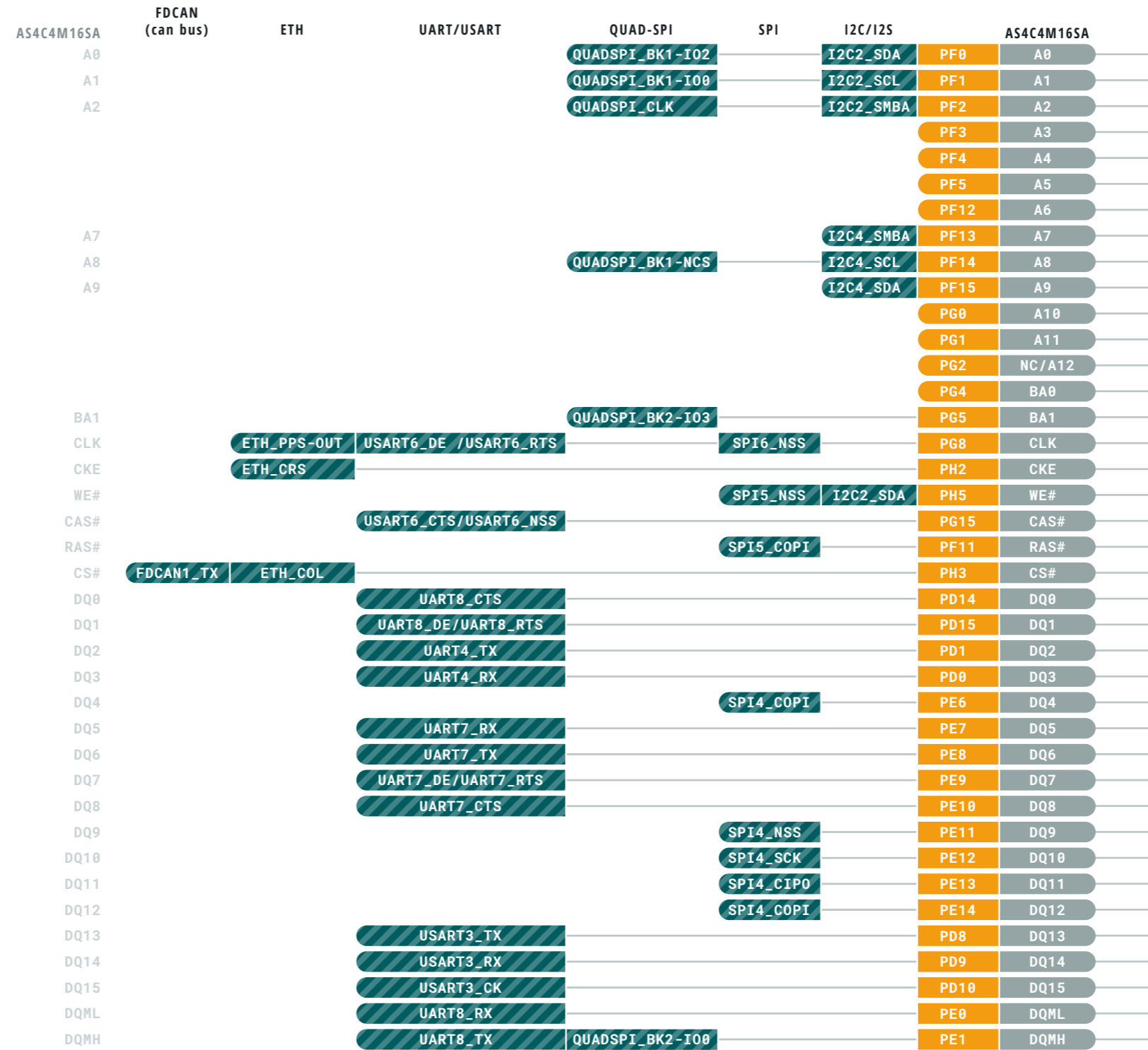


Ground	Digital Pin	Analog
Power	Analog Pin	Communication
LED	Other Pin	Timer
Internal Pin	Microcontroller's Port	Extra Features
SWD Pin	Default	Debug
	High Density Connector	

- WARNING** Total output current sunk by sum of all I/Os and control pins is 140 mA
- WARNING** Total output current sourced by sum of all I/Os and control pins is 140 mA
- WARNING** Output current sunk by any I/O and control pin is 20 mA

NOTE: CIPO/COPI have previously been referred to as MISO/MOSI



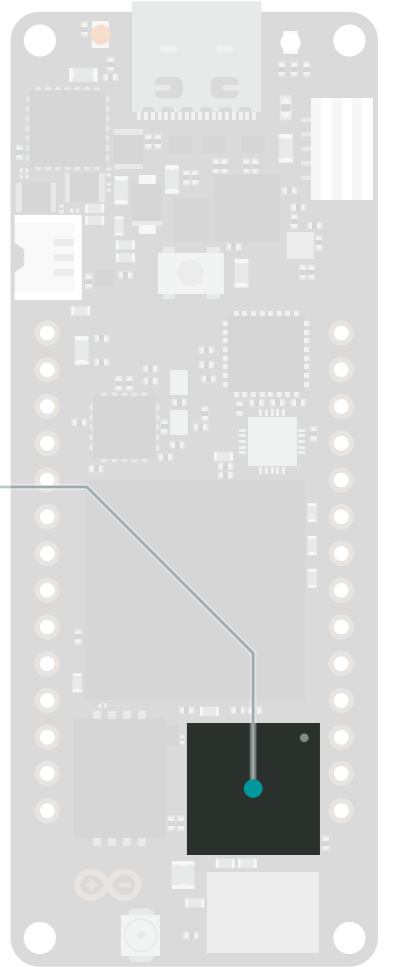
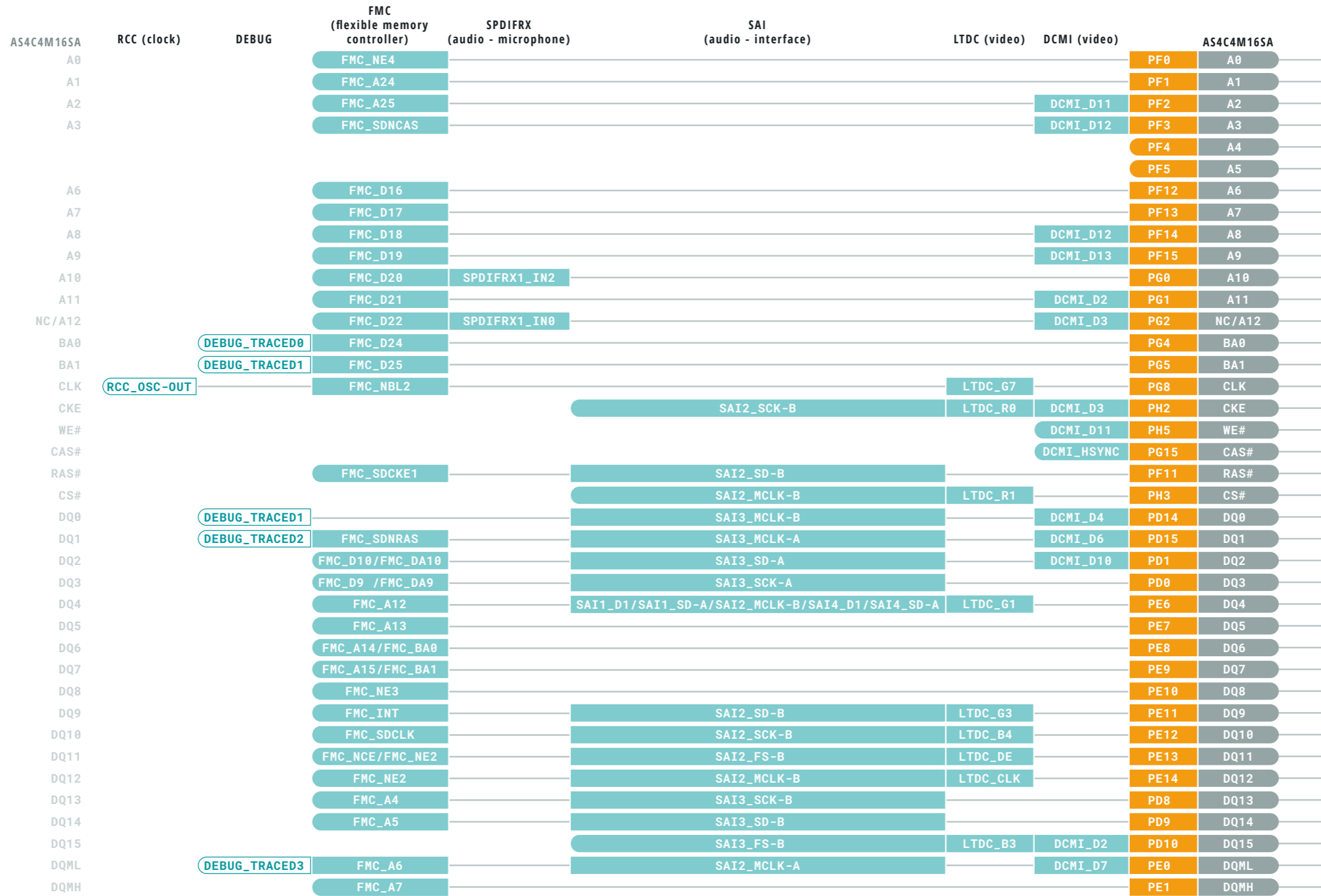


- Ground
- Power
- LED
- Internal Pin
- SWD Pin
- Digital Pin
- Analog Pin
- Other Pin
- Microcontroller's Port
- Default
- High Density Connector
- Analog
- Communication
- Timer
- Extra Features
- Debug

- ⚠ **WARNING** Total output current sunk by sum of all I/Os and control pins is 140 mA
- ⚠ **WARNING** Total output current sourced by sum of all I/Os and control pins is 140 mA
- ⚠ **WARNING** Output current sunk by any I/O and control pin is 20 mA

NOTE: CIPO/COPI have previously been referred to as MISO/MOSI



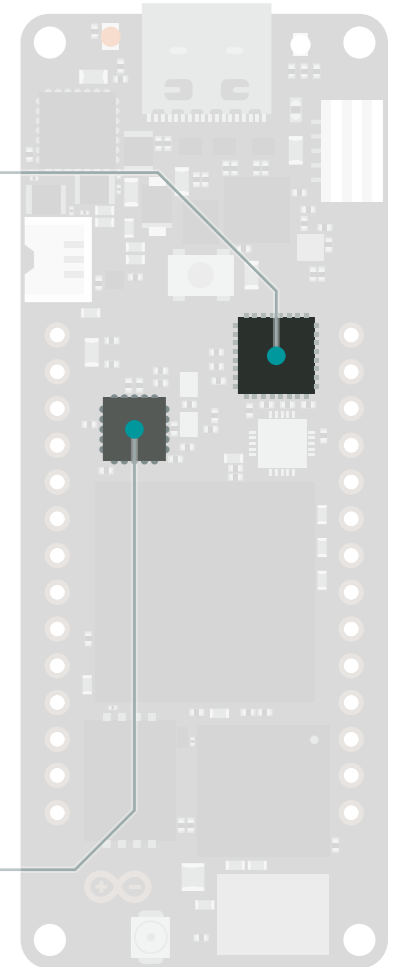
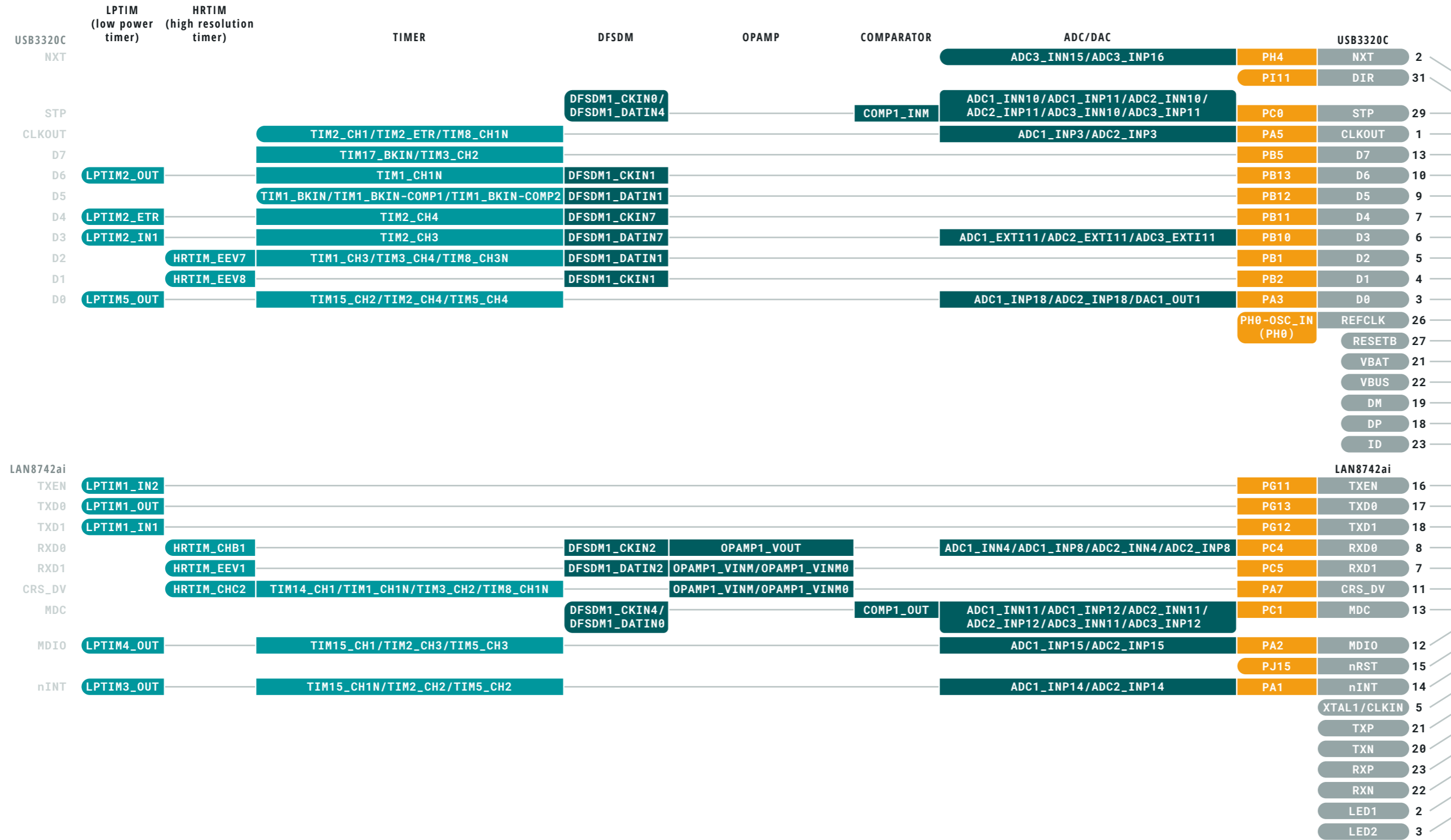


Ground	Digital Pin	Analog
Power	Analog Pin	Communication
LED	Other Pin	Timer
Internal Pin	Microcontroller's Port	Extra Features
SWD Pin	Default	Debug
	High Density Connector	

- WARNING** Total output current sunk by sum of all I/Os and control pins is 140 mA
- WARNING** Total output current sourced by sum of all I/Os and control pins is 140 mA
- WARNING** Output current sunk by any I/O and control pin is 20 mA

NOTE: CIPO/COPI have previously been referred to as MISO/MOSI



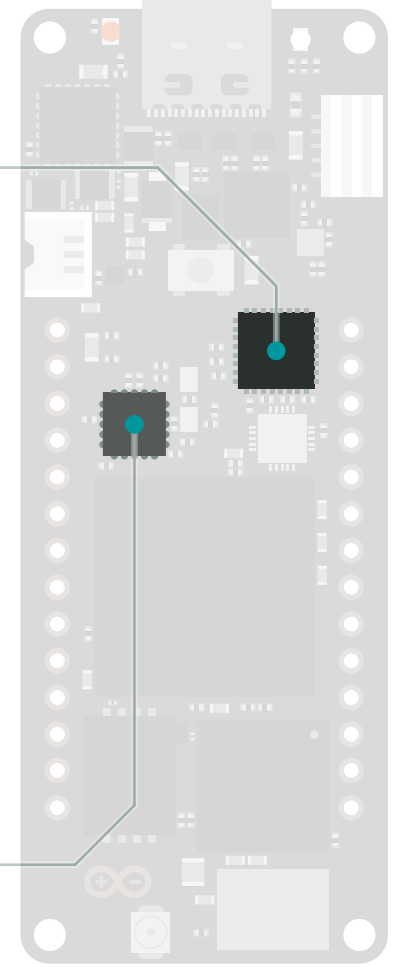
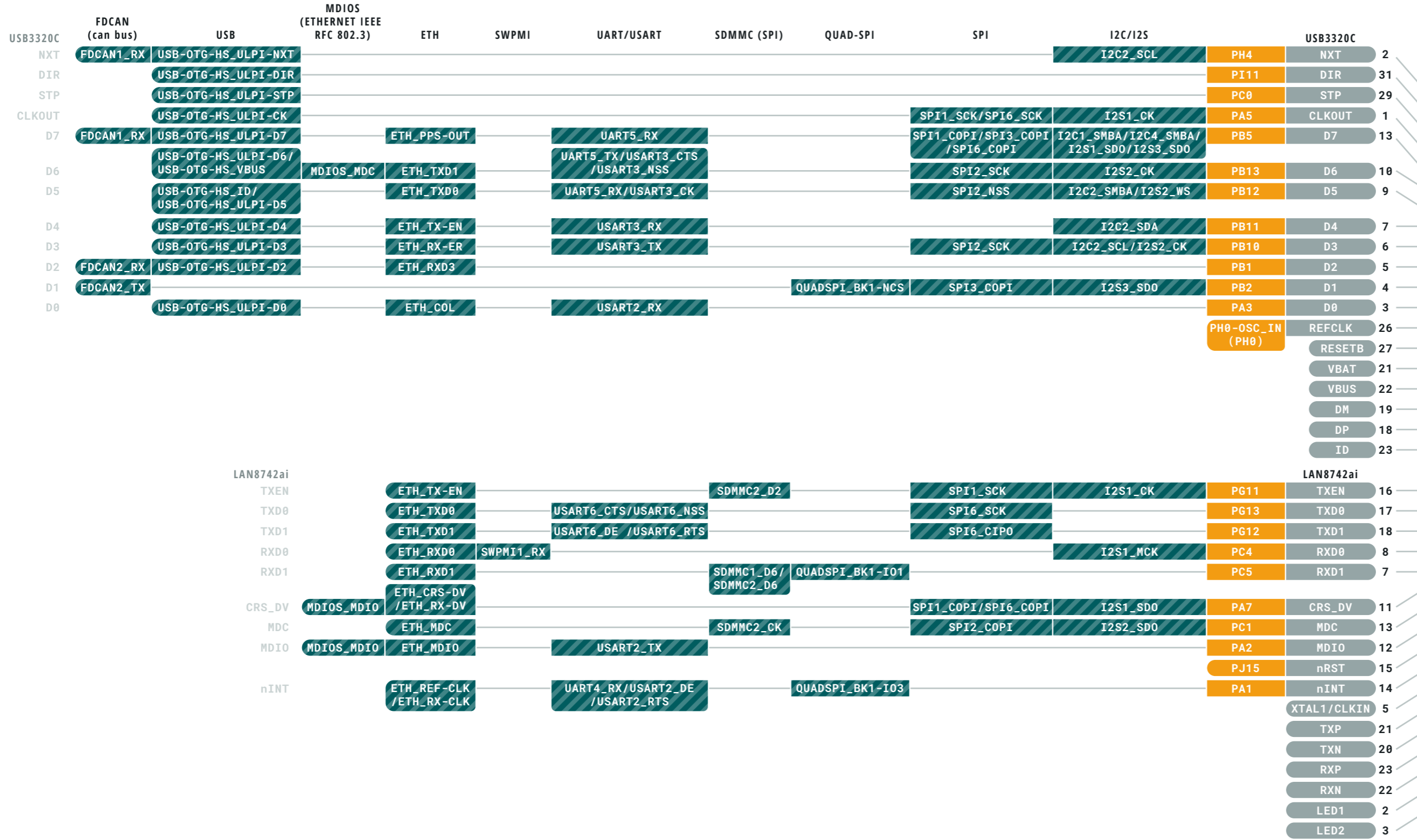


Ground	Digital Pin	Analog
Power	Analog Pin	Communication
LED	Other Pin	Timer
Internal Pin	Microcontroller's Port	Extra Features
SWD Pin	Default	Debug
	High Density Connector	

- WARNING** Total output current sunk by sum of all I/Os and control pins is 140 mA
- WARNING** Total output current sourced by sum of all I/Os and control pins is 140 mA
- WARNING** Output current sunk by any I/O and control pin is 20 mA

NOTE: CIPO/COPI have previously been referred to as MISO/MOSI






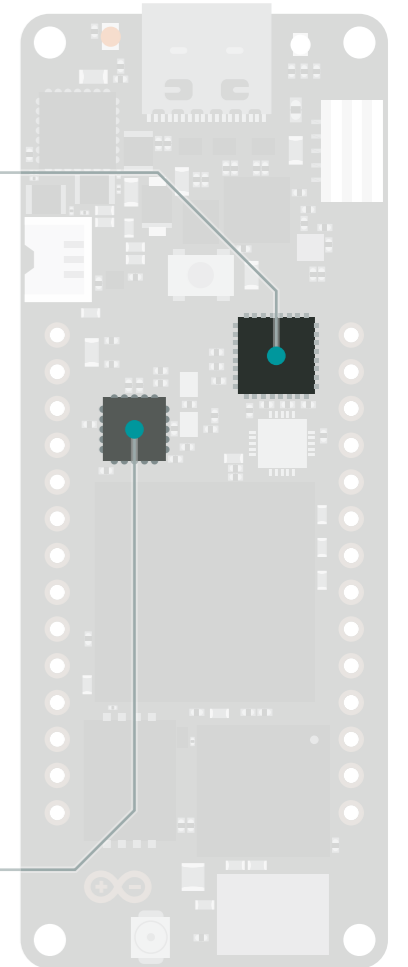
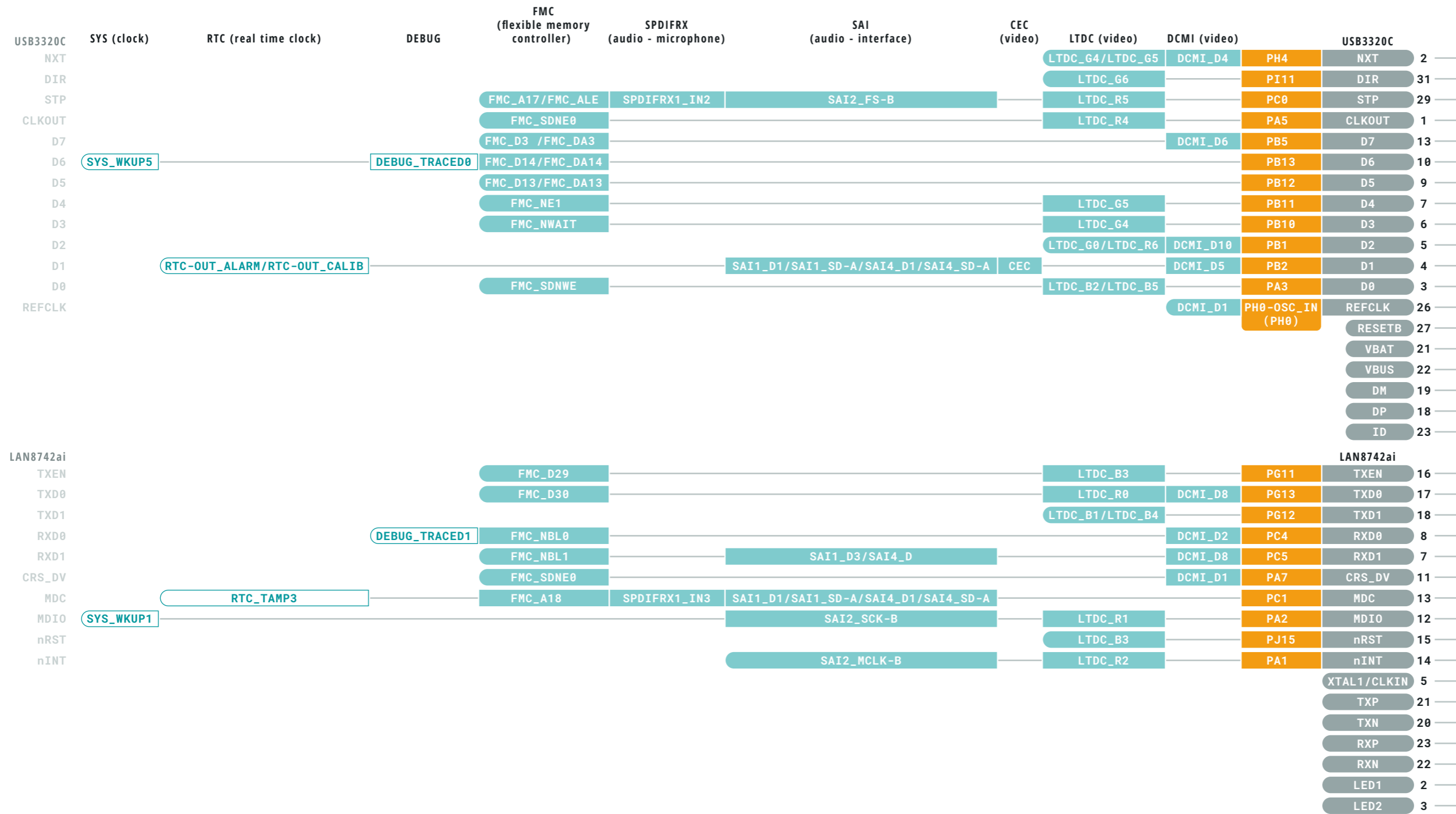
Ground	Digital Pin	Analog
Power	Analog Pin	Communication
LED	Other Pin	Timer
Internal Pin	Microcontroller's Port	Extra Features
SWD Pin	Default	Debug
	High Density Connector	

- WARNING** Total output current sunk by sum of all I/Os and control pins is 140 mA
- WARNING** Total output current sourced by sum of all I/Os and control pins is 140 mA
- WARNING** Output current sunk by any I/O and control pin is 20 mA

NOTE: CIPO/COPI have previously been referred to as MISO/MOSI



This work is licensed under the Creative Commons Attribution-ShareAlike 4.0 International License. To view a copy of this license, visit <http://creativecommons.org/licenses/by-sa/4.0/> or send a letter to Creative Commons, PO Box 1866, Mountain View, CA 94042, USA.



Ground	Digital Pin	Analog
Power	Analog Pin	Communication
LED	Other Pin	Timer
Internal Pin	Microcontroller's Port	Extra Features
SWD Pin	Default	Debug
	High Density Connector	

- WARNING** Total output current sunk by sum of all I/Os and control pins is 140 mA
- WARNING** Total output current sourced by sum of all I/Os and control pins is 140 mA
- WARNING** Output current sunk by any I/O and control pin is 20 mA

NOTE: CIPO/COPI have previously been referred to as MISO/MOSI

